



# CREATE

COLOUR INSPIRATION GUIDE

*Regency*

A JELD-WEN Company

## SPLASHBACK COLOUR INSPIRATION

**To help you select the right colours for your kitchen, we've developed the Create Colour Inspirations Guide.**

**This guide includes the create colour collection that has been hand selected by an international interior designer and colour forecaster. And we've teamed up with caesarstone® and polytec, australia's leading manufacturers of benchtops and joinery.**

Using the latest cues in colour and interior design, we've provided you with twenty splashback colour and finish palettes to make your kitchen a masterpiece. These palettes include the centre piece – a Create coloured glass splashback, paired with the latest on-trend Caesarstone® benchtops, and two Polytec joinery colours to mix and match depending on your preference.


- Glass splashbacks are easier to clean, faster to install compared to tiles
- The Colour Collection is perfect for use behind gas cooktops and in wet areas
- Glass splashbacks never fade or stain and are remarkably easy to clean
- Looking for something different? Ask our team about personalised colour selection



CREATE splashback colour: Charcoal



Joinery Tonal  
Polytec: Ultra White  
Venette



Joinery Contrast  
Polytec: Cavia Lini  
Finegrain



polytec




Benchtop: Caesarstone® White Attica™

caesarstone®




Pictured: Charcoal  
Front cover: Smooth Grey

**CREATE** Splashback:  
P1. Bianco Mist



Benchtop: Caesarstone® Raven™



Joinery Tonal  
Polytec: Crisp White Legato




Joinery Contrast  
Polytec: Char Oak Ravine

**CREATE** Splashback:  
P6. Sailcloth



Benchtop: Caesarstone® Blanco Drift™




Joinery Tonal  
Polytec: Silk Legato



Joinery Contrast  
Polytec: Estella Oak Woodmatt

**CREATE** Splashback:  
P13. Basalt



Benchtop: Caesarstone® Piatra Grey™



Joinery Tonal  
Polytec: Cinder Venette

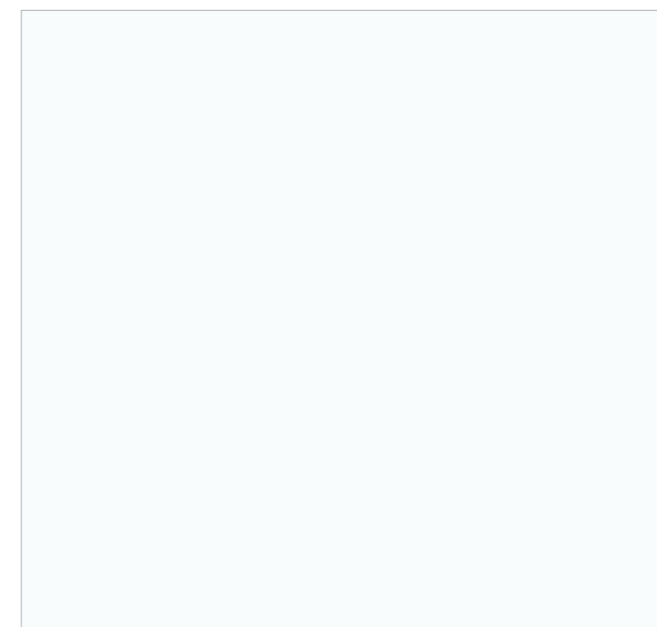


Joinery Contrast  
Polytec: Natural Oak Ravine

**CREATE** Splashback:  
P15. Smooth Grey



Benchtop: Caesarstone® Sleek Concrete™



Joinery Tonal  
Polytec: Ultra White Venette

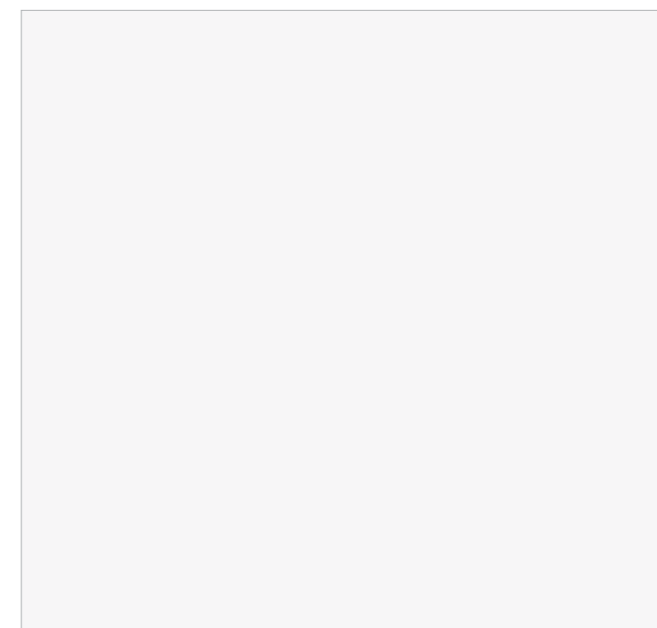


Joinery Contrast  
Polytec: Maison Oak Legato

**CREATE** Splashback:  
P16. Pepper



Benchtop: Caesarstone® Georgian Bluffs™



Joinery Tonal  
Polytec: Polar White Matt



Joinery Contrast  
Polytec: Prime Oak Woodmatt

**CREATE** Splashback:  
P17. Logan Rock



Benchtop: Caesarstone® Noble Grey™



Joinery Tonal  
Polytec: Bespoke Legato



Joinery Contrast  
Polytec: Notaio Walnut Woodmatt



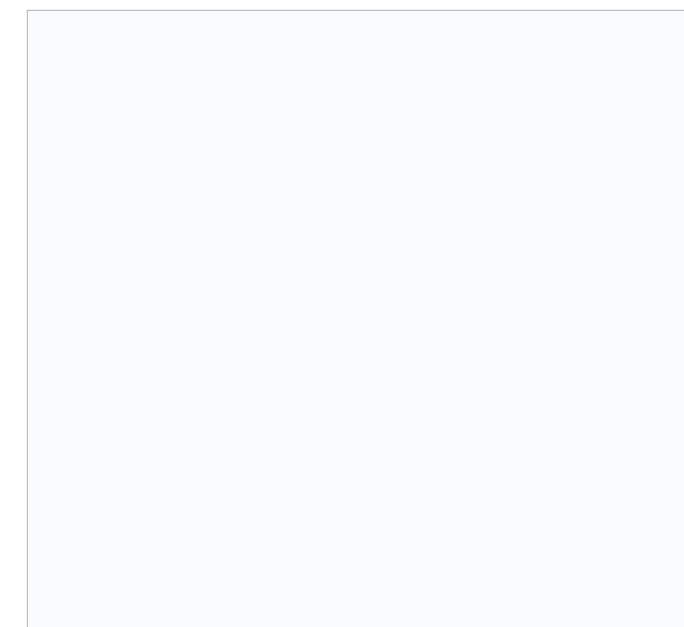
**CREATE** Splashback:  
P19. Charcoal




Benchtop: Caesarstone® White Attica™




Joinery Contrast  
Polytec: Cavia Lini Finegrain



Joinery Tonal  
Polytec: Ultra White Venette



CREATE splashback colour: P2. Mountain White




Polytec: Classic White Sheen




Polytec: Maison Oak Legato



Caesarstone®: Nougat™



CREATE splashback colour: P4. Limestone




Polytec: Porcelain Sheen Melamine



Polytec: Casentino Beech Woodmatt



Caesarstone®: Statuario Nuvo™



CREATE splashback colour: P3. China Silk



Polytec: Silk Legato




Polytec: Bleached Walnut



Caesarstone®: Frozen Terra™



CREATE splashback colour: P5. Raw Ceramic



Polytec: White Mist Matt




Polytec: Bottega Oak Woodmatt



Caesarstone®: Turbine Grey™



CREATE splashback colour: P7. Warm Cashmere



Polytec: Malt Matt



Polytec: Roco Lini Matt



Caesarstone®: Shitake™



CREATE splashback colour: P8. Soft Mica



Polytec: Stone Grey Matt



Polytec: Notaio Walnut Woodmatt




Caesarstone®: Clamshell™



CREATE splashback colour: P9. Travertine



Polytec: Maison Oak Legato




Polytec: Blossom White Matt



Caesarstone®: Nordic Loft™



CREATE splashback colour: P10. Riverbed



Polytec: Stone Grey Matt



Polytec: Tasmanian Oak Woodmatt




Caesarstone®: Symphony Grey™



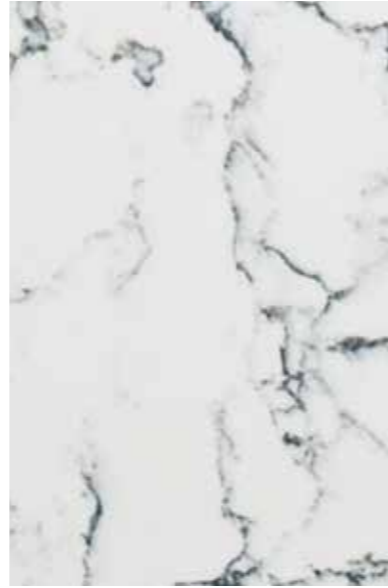
CREATE splashback colour: P11. Shalestone



Polytec: Antico Oak Woodmatt



Polytec: Classic White Matt



Caesarstone®: White Attica™



CREATE splashback colour: P14. Noblestone



Polytec: Empire Oak Woodmatt



Polytec: Casentino Beech Woodmatt



Caesarstone®: Oyster™



CREATE splashback colour: P12. Flagstone



Polytec: Strata Grey Sheen



Polytec: Sepia Oak Ravine




Caesarstone®: London Grey™



CREATE splashback colour: P18. Anthracite



Polytec: Bottega Oak Woodmatt




Polytec: Blossom White Matt



Caesarstone®: London Grey™



CREATE splashback colour: P20. Black



Polytec: Black Venette



Polytec: Natural Oak Ravine



Caesarstone®: Vanilla Noir™



## DESIGN CONSULTATION

**We understand that there are many elements that come together to create a kitchen, and being the most important room of the home, we want to assist in helping you creating your perfect space.**

**That's why we offer a free design consultation at your home, or in our showroom, at a time that suits you.**

So whether you're brimming with ideas or just lots of questions, we'll work with you to decide on the perfect splashback design to suit your kitchen.

At your appointment, your Regency consultant will:

- Discuss your needs and ideas around style and the range available
- Show you colour and glass options
- Measure your space and note any special requirements

## GLASS OPTIONS

The recommendation for the Colour Collection is either Clarity Matte or Clarity Gloss glass. These glass types provide ultimate clarity of colour and work perfectly with the finishes shown in each colour palette of this inspiration guide.

### CLARITY MATTE

- Extra clear glass – ultimate clarity of colour, no green tinge
- Ultra matte finish
- Commonly referred to as 'Low Iron Acid Etch' glass

### CLARITY GLOSS

- Extra clear glass – ultimate clarity of colour, no green tinge
- Gloss/reflective finish
- Commonly referred to as 'Low Iron' glass


### NANOCLEAN PROTECTIVE COATING

- Can be used on all glass finishes
- Repels oil and water
- Reduces cleaning time by up to 90%
- No need for harsh chemicals when cleaning – just wipe down with microfibre cloth

Please note: Availability of glass types can vary depending on the size and configuration of your splashback, speak with your Regency sales consultant for more details.



Smooth Grey on Clarity Matte Glass



Smooth Grey on Clarity Gloss Glass



## WHY CHOOSE REGENCY

To bring your vision to life, you need experts with you every step of the way.

Regency have been Australia's experts in showerscreens, splashbacks and wardrobes for over 25 years. If you've got a dream, we'll make it a reality.

- From design consultation to installation
- Made to your exact specifications
- Durability, reliability and craftsmanship is second to none

**TO FIND YOUR NEAREST SHOWROOM VISIT [REGENCYSCREENS.COM.AU](http://REGENCYSCREENS.COM.AU)**

**OR CALL US ON 1300 737 909**

We recommend checking your chosen finish against an actual sample of the product before purchasing, as varying light conditions and limitations of the printing process may affect perceived finish.

For more information applicable to this brochure and other Regency products please visit [regencyscreens.com.au](http://regencyscreens.com.au) Regency Pty Limited ACN 085 807 790 ABN 48 085 807 790 ©REGENCY 2018. All rights reserved. JWRNAT0332/0518

***Regency***  
A **JELD-WEN** Company

**1300 737 909**  
[regencyscreens.com.au](http://regencyscreens.com.au)