



Showerscreens,
Wardrobes,
Splashbacks
& Mirrors.



Regency
A JELD-WEN Company


Regency installation services

At Regency we do not sell any of our products in kit form. Our trained installation team provides a full installation service for your Regency showerscreen, wardrobe, mirror or splashback to your requirements. And if required Regency can even remove your old showerscreen, wardrobe, mirror or splashback for you. Please consult your Regency sales representative for details.

By choosing Regency, you have selected a professional and efficient company that offers a complete service from quotation to installation.

For further information...

Call 132 543 and we will be happy to answer your questions about our exciting product range. See our website regencyscreens.com.au or drop by your nearest Regency showroom for more inspiration.




Regency Showerscreens.

An attractive and well engineered showerscreen is an asset to any bathroom.

Because its quality and effectiveness are tested on a daily basis, a Regency showerscreen is a proven investment in style, durability and functionality.

Depending on your bathroom layout, architectural specifications, personal design preference, and budget, you can choose from a frameless, semi-frameless or framed showerscreen to suit your bathroom.

You also have a wide choice of door openings and designs as well as a range of colour options to choose from.



> Frameless 10mm
glass showerscreen



- > Options
 - Glass header
 - Glass to glass hinge

> Frameless 10mm double door showerscreen



- > Options
 - Patch fixed glass panel

Frameless.

Frameless is the ultimate minimalist choice in Regency showerscreens. The lines are super smooth. No frame interrupts the see through expanse of glass. Glass joints are architectural; either channel or patch fittings are used to fix the glass to the walls.

If you are looking for an elegant and safe showerscreen that will add value, style and easy care living to your bathroom, the Regency Frameless design will exceed your highest expectations.

With Regency's Frameless showerscreens you have a range of quality hardware to select from so you can achieve your desired style.

Frameless hardware.



25mm knob



40mm knob



Single sided handle



Back to back handle



Glass to glass hinge



Glass to wall hinge



Glass to glass bracket

> Aqua Deluxe
semi-frameless



> Smartline semi-frameless



> Aqua Deluxe semi-frameless



> Pivot 2006 semi-frameless

Semi-frameless.

Unlike conventional showerscreens, semi-frameless screens have a continuous frame that provides superior strength, maximum durability and safety. With no visible screws or rivets on the exterior, semi-frameless showerscreens are easy to clean and maintain. A frameless look without the expense.

Pivot 2006

With a frameless door the Pivot 2006 has all the strength and rigidity of a framed screen but with less visual bulk.


Aqua Deluxe

The Regency Aqua Deluxe range features a strong metal pivot combined with slimline minimalist perimeter frame. The range has been designed for the ultimate in appearance combined with outstanding practicality.

Smartline

The Regency Smartline showerscreen features two inline sidelites designed for wider openings. Features include the innovative dry seal water guard.

Glass options.



Clear



Grey Tint



Bronze Tint



White Cathedral



Bronze Cathedral



Matelux

Textured surface to outside.

Semi-frameless hardware.




Aqua Deluxe Pivot



25mm knob



40mm knob



Framed.

Your choice of style will depend on the size and layout of your bathroom and your own design preferences.

Aqua Glide

The Aqua Glide range has been designed with an easy gliding action. The smooth profile of the framing is gently squared for a fresh modern appearance. The ergonomically shaped handle means easier opening and closing.

The Aqua Glide is available in 1, 2 or 3 panel sliding door styles and a range of colours. Door panel proportions can be varied to suit most shower recesses.

Aqua Pivot

The Aqua Pivot features a clean, contemporary styling. It has a slimline look and is simple to clean. The magnetic seal provides secure closing and easy access.

No shower recess or over bath installation is too hard to fit. Simply consult your Regency sales representative to discuss the right solution for your requirements, architectural specifications and budget.

Aqua Pivot 2000

The Aqua Pivot 2000 range by Regency has been designed for a more elegant appearance combined with outstanding practicality. The semi-framed door gives a fresher look to a traditional framed showerscreen.

Frame colours.

Both framed and semi-frameless designs are offered in the following colours:



Pearl White



Bright Silver



Matt Silver

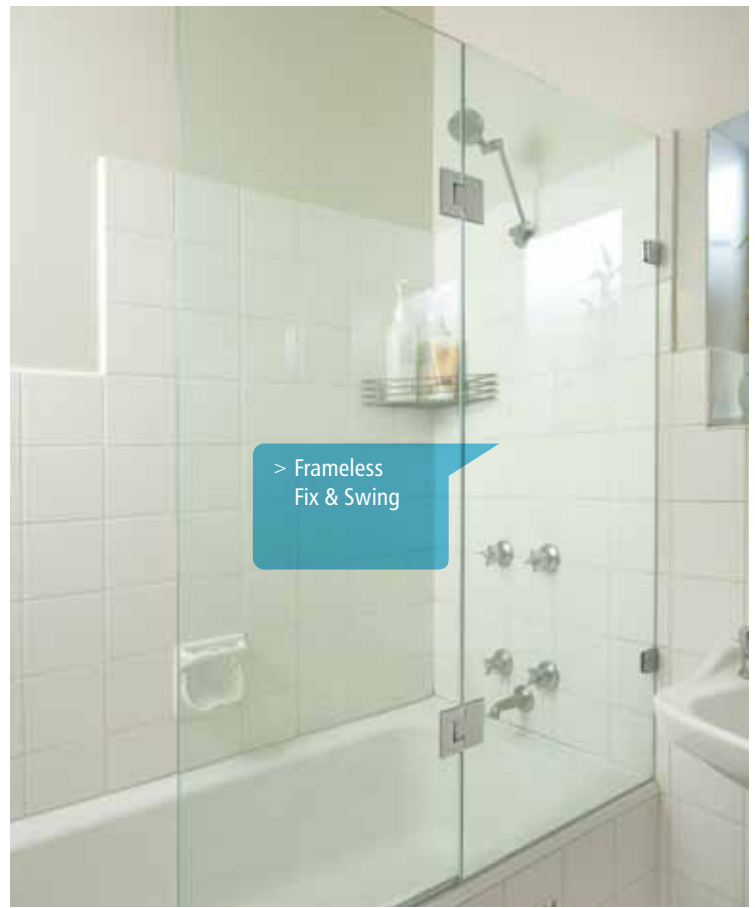


White Birch



Barley

Standard colours may vary by region. Colours shown may vary from the actual colour due to the printing process. Please consult your local Regency sales representative or call 132 543 for advice.



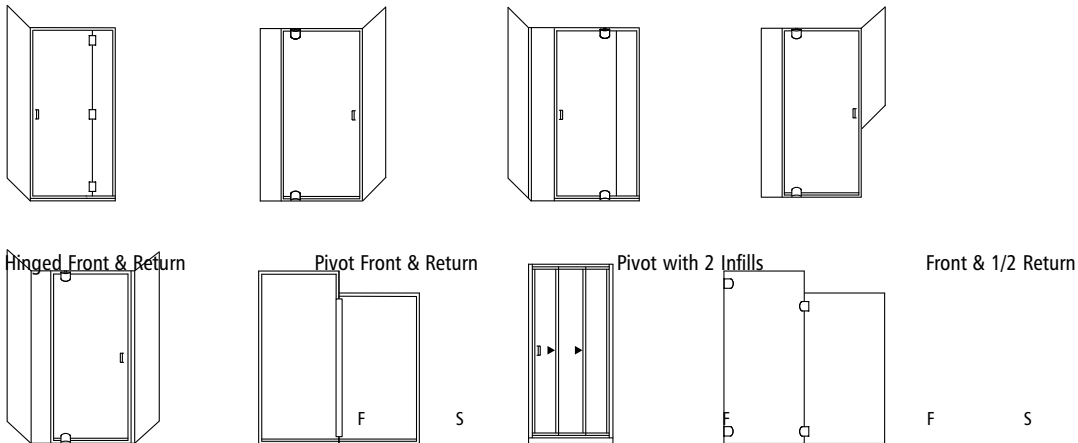
Customise your showerscreen.

No space for a shower?
Bathrooms that have a bath sometimes struggle to make room for a shower.

All door openings and fixed panel positions can be reversed and proportions varied to suit your own individual bathroom requirements and measurements.

The Regency Fix & Swing screen is the perfect solution. It fits neatly into position and turns a bath into a shower in seconds. Fix & Swing screens are available in Framed and Frameless to suit all styles of bathrooms.

Showerscreen configurations.



Pivot Tricia

Framed Fix & Swing

3 Door Slider 1 Fixed

Frameless Fix & Swing with Patch Fittings



Regency Wardrobes.

Efficient and organised storage space is a vital requirement for every home. With a wide range of functional and flexible storage systems, Regency will advise, design, supply and install the wardrobe solutions you need for modern living.

We have the range, the experience and the reputation to supply you with wardrobe storage systems, either standard or personalised, that are as flexible and individual as you are.

- Comprehensive product range
- Free no obligation measure, design and quote
- Expert installation
- Minimum fuss and disruption
- Guaranteed materials and workmanship
- Our pricing is fixed with no hidden fees or additional charges

Regency wardrobes feature:

- A wide range of styles and designs
- Hinged and sliding doors
- Custom designed shelving systems
- Fixed and adjustable shelving for flexibility
- Maintenance free components
- A wide selection of drawer units, baskets, shoe shelves and hanging rods



> Adjustable height shelving

> Scalloped handled drawer fronts provide a clean appearance

Internals.

Whether you're looking at hinged or sliding doors, the big difference between wardrobes is usually the way they are designed inside.

With Regency, you get highly usable and flexible space tailored to fit your lifestyle.

A multitude of internal accessories can be mixed and matched to accommodate all your storage needs. You can select from fixed or adjustable shelves, drawers or baskets.

These specialised storage areas define hanging spaces, which are fitted with strong 25mm steel rods to prevent sagging, even when weighed down with heavy winter garments.

While we have a range of drawer handle options, our standard scalloped drawer fronts provide a sleek finish to the internal design of the wardrobe. They do not protrude as they are cut out of the drawer front which makes them stronger.

- Maximum width of rod span 1200mm
- Top shelves should span no greater than 1500mm without a vertical support
- Adjustable shelves should span a width no greater than 600mm

Visit regencyscreens.com.au to be inspired by the online Regency Wardrobe Designer. Using our Wardrobe Designer you can create your very own wardrobe solution for your bedroom, laundry, office or family room.


Internal layout examples.

2 door system

3 door system

4 door system





> Mirror glass sliding doors

Sliding.

Sliding doors are the ideal space saving option where floor area is restricted. People often choose sliding doors because they leave the floor completely clear and the room uncluttered whether the wardrobe is open or shut.

If you only use part of your wardrobe on a regular basis, sliding doors are the ideal option.

Material options/finishes

- Framed plasterboard, raw
- Framed vinyl covered plasterboard
- Framed mirror and painted glass
- Frameless mirror and painted glass
- Frameless melamine
- Frameless Victorian Ash veneer
- Frameless Thermovac (vinyl wrapped MDF)
- Framed and frameless MDF, plain, routed or beaded designs

Material options and finishes.



Medium Density Fibreboard (MDF)



Beaded



Routed



Recessed



Victorian Ash veneer



Framed white painted glass



Framed vinyl covered plasterboard



Framed mirror



Frameless Thermovac (vinyl wrapped MDF)



Frameless mirror



> Recessed panel beaded MDF doors, painted white

Hinged.

Hinged doors are perfect for larger and more spacious bedrooms. With this option you can open the doors wide for easy and maximum access. If you want everything in your wardrobe in full view, then hinged doors are for you. Regency hinged doors are available in a range of material options.

Material options/finishes

- MDF raw, plain, routed or recessed panel beading designs
- Melamine
- Victorian Ash veneer

Frame and track colours.



White



White Birch



Barley



Matt Silver



Polished Silver

Standard colours may vary by region. Colours shown may vary from the actual colour due to the printing process. Please consult your local Regency sales representative or call 132 543 for advice.


Door designs – Beaded or Routed.




Style A



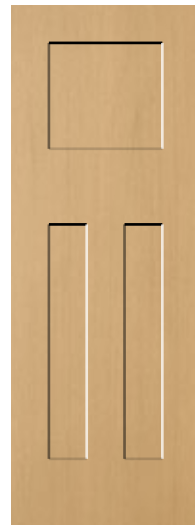
Style B




Style C



Style D



Style E



Style F

Accessories.



Handles



Top track



Bottom track



Wheel



Regency Splashbacks and Mirrors.

Are you ready for the glossy and colourful new world of glass splashbacks? Today's trend setting homes feature splashbacks as a smart and creative décor alternative.

You will find many unique, stylish solutions in the fashionable range of Regency splashbacks. They are available in most sizes and a wide choice of colours.

Whether you are building or renovating, the right mirror in the right place can be a stroke of genius. It is a versatile design solution that can create a sense of space or fill a corner with light.



> Low iron glass painted blue



> Clear glass painted white



> Low iron glass painted amber

Splashbacks.

Splashbacks are the sleek and contemporary alternative to ceramic and glass tiles. The clean lines, colour options and brilliant high gloss finish will make any room shine. Be inspired by the amazing versatility of splashbacks.

Splashbacks can be installed with a minimum of visible joints and are made from 6mm thick toughened glass. Splashbacks are strong, durable, easy to keep clean and are more hygienic than tiles.

Splashbacks come in a range of popular colours. Standard "clear glass" isn't really clear. When looked

at from the side there is a faint green tinge. When you look through glass in a window you never see this green tinge, but when we paint the back of the piece of glass, the colour is seen through the green tinge. While not obvious at all in dark colours, light colours will look different through the glass.

Regency also offers "low iron glass." This special glass has had the green tinge removed so that the purity of the paint colour shows through the glass.

Personalise your splashback with a pattern, bevelling or image. Challenge yourself on the finished look.


Splashback colour range.



Snow White



Mercury



Flaming Red



Toasty Grey



Black



Natural White



Whisper White



Antique White



Pebble Beach Green




Mirastar


Standard colours may vary by region. Colours shown may vary from the actual colour due to the printing process. Please consult your local Regency sales representative or call 132 543 for advice.



> Polished edge mirror



> Custom shaped polished edge mirror



> Custom shaped bevelled edge mirror

Mirrors.

A mirror can be a brilliant feature at the top of a stairway or flanked by lighting to make a memorable décor statement in a fashionable frame. The only limit is your imagination.

The Regency mirror collection offers a wide selection of styles from the classic to art deco to contemporary. Mirrors can be manufactured in most sizes to meet your needs.

If you are looking for something special or unique, discuss what options are available with a Regency sales representative or call 132 543 for more information.

Style suggestions



Bevelled edge

Available on all designs. Beveling retains the frameless finish but adds a feature to the edge of the mirror.

Art Deco

- Curved
- V-groove
- Pattern
- Graphics



Polished edge

Available on all designs. Polishing gives a smooth, frameless finish to the edge of the mirror.



Framed

Available on straight edge designs only. Frames are available in a range of standard and custom colours.

Regency Showrooms

1503 Centre Road
Clayton VIC 3168
Ph: (03) 8545 8388
Fax: (03) 9543 8301

288 Townsend Street
Albury VIC 2640
Ph: (02) 6041 2880
Fax: (02) 6041 2631

88 Pakington Street
Geelong West VIC 3218
Ph: (03) 5221 8788
Fax: (03) 5223 1945

80 Garsed Street
Bendigo VIC 3550
Ph: (03) 5442 4377
Fax: (03) 5442 4682

81 Benalla Road
Shepparton VIC 3630
Ph: (03) 5831 6759
Fax: (03) 5831 5977

132 543

regencyscreens.com.au

This catalogue features an extensive range of Regency products that are generally available at time of printing. The Regency policy of continual product development and performance improvement means that designs and dimensions may alter without notice. Similarly, photographs or illustrations may not exactly depict the design or specification available in your area. Please consult your nearest Regency showroom or sales representative for full details.

ABN 48 085 807 790 © 2010 DISEGNO REG4091_0410

Regency
A JELD WEN Company